

Before loading a rigid-deck trailer, couple the trailer to the tow vehicle and make sure the rigid-deck is level. Do not load or unload the trailer when the deck is not level.

Make sure the top of the ramp (or ramps) is secure to the trailer, and the bottom is resting on firm ground. Pockets may be provided to hold the ramp to the frame of the trailer.

^ WARNING

Load can suddenly move or topple, which can result in death or serious injury.

Do not load or unload your open trailer unless it is prevented from tipping and is on firm and level ground.

Load the cargo onto the trailer.

Secure the cargo to the trailer using appropriate straps, chains and tensioning devices.

Since the trailer “ride” can be bumpy and rough, you must secure your cargo so that it does not shift while the trailer is being towed.


^ WARNING

Shifting cargo can result in loss of control of the trailer, and can lead to death or serious injury.

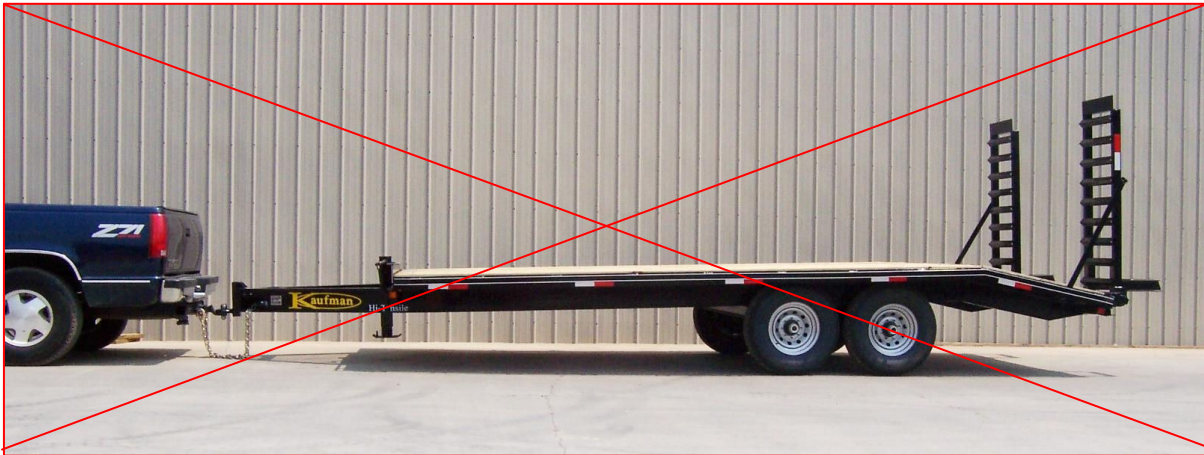
Tie down all loads with proper sized fasteners, ropes, straps, etc.

Return the ramp(s) to their stowed position(s), and secure them so that they will not move during transit.

3.3 Proper Loading Techniques



Incorrect, tongue of trailer is too HIGH making the trailer uneven!!



Incorrect, tongue of trailer is too LOW making the trailer uneven!!



Correct, tongue is level with ground

Proper Loading Techniques (cont.)



An empty trailer that is level with the ground will have the proper distance between the ground and ramp dogleg.




During the loading process, the dogleg should touch the ground in order to support the weight of the equipment being loaded.

Proper loading techniques (cont.)



Incorrect, load is not evenly distributed causing too much tongue weight.




Incorrect, load is not evenly distributed causing not enough tongue weight.



Correct, load is evenly distributed on the trailer.

Proper Load Distribution



Incorrect; when hauling a single car on a wedge style trailer never position the vehicle all the way to the front of the trailer.



Correct; even with a single vehicle make sure the load is evenly distributed!
Move slowly through turns and unlevel ground to avoid rollover!!

Use Wheel Straps or Chains (not shown here) to securely fasten the vehicle to the trailer. Check the tiedowns often throughout your trip to insure that tiedowns are still securely fastened.